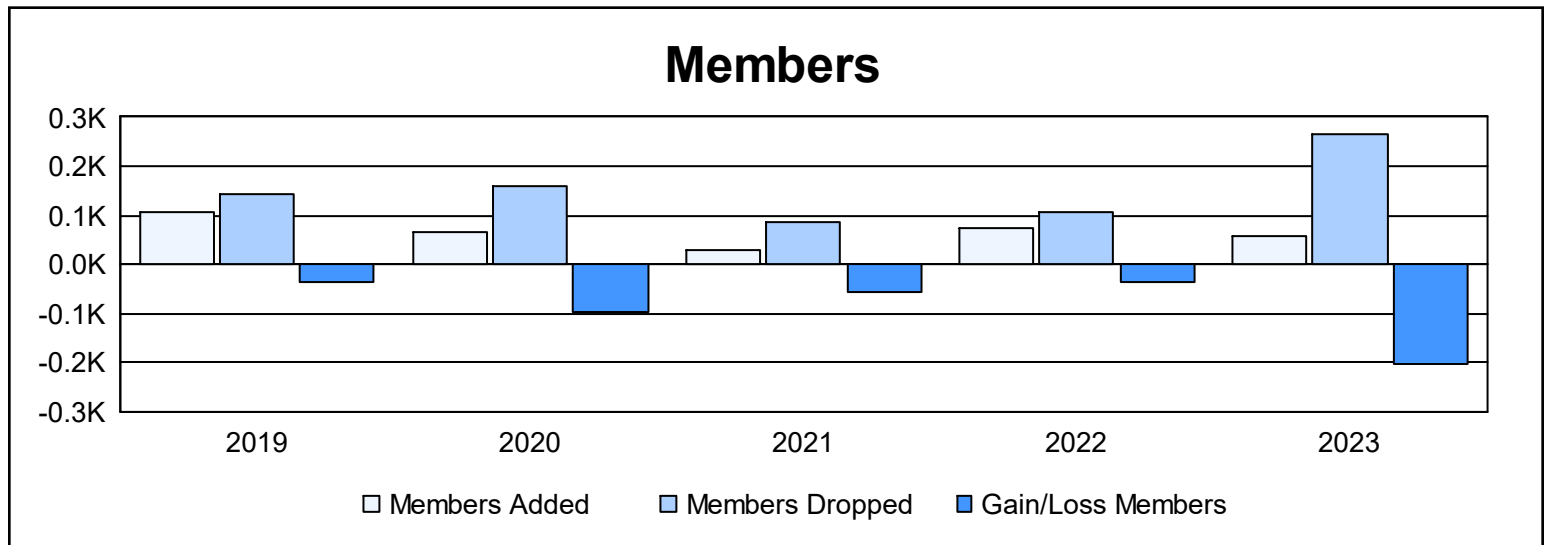
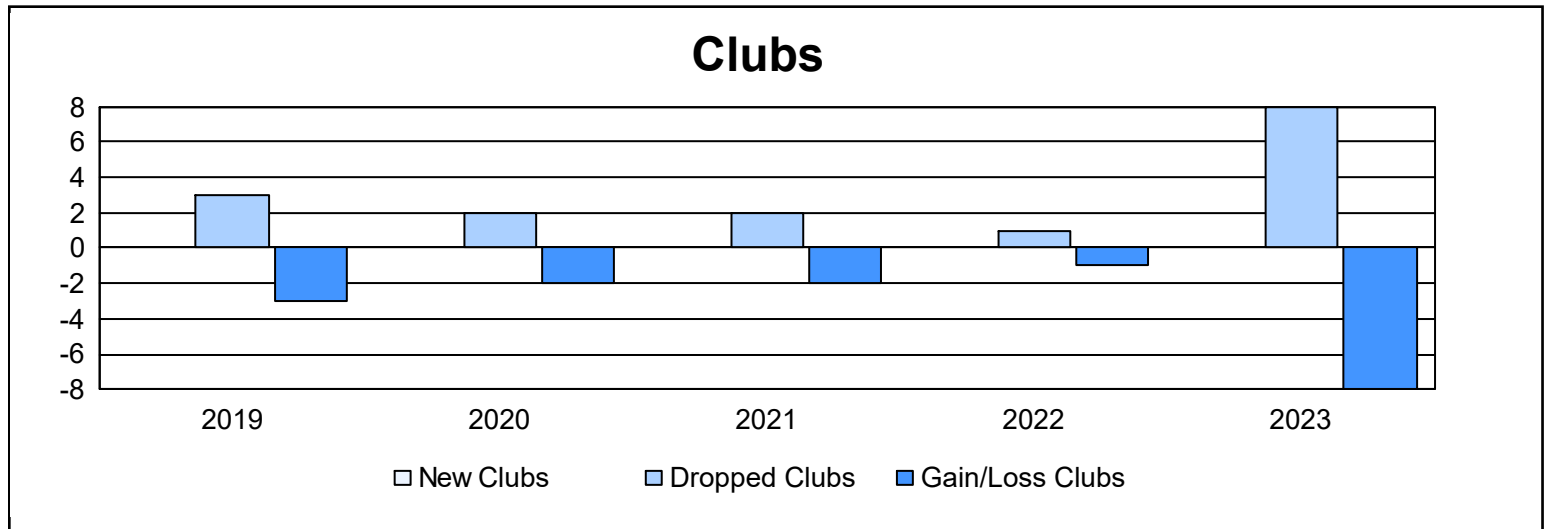
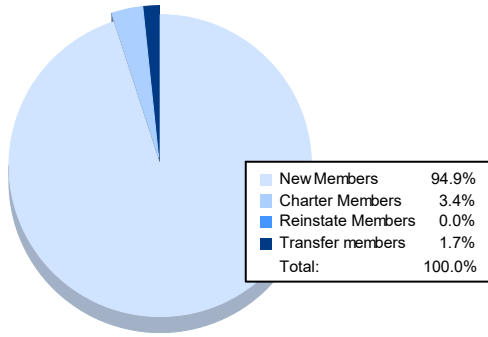


| Year | New Clubs | Dropped Clubs | Gain/ Loss Clubs | New Members | Charter Members | Reinstate Members | Transfer Members | Total Member Added | Total Members Dropped | Gain/ Loss Members |
|----------------|-----------|---------------|------------------|-------------|-----------------|-------------------|------------------|--------------------|-----------------------|--------------------|
| 2018-2019 | 0 | 3 | -3 | 92 | 8 | 3 | 4 | 107 | 143 | -36 |
| 2019-2020 | 0 | 2 | -2 | 55 | 1 | 4 | 4 | 64 | 160 | -96 |
| 2020-2021 | 0 | 2 | -2 | 26 | 0 | 2 | 1 | 29 | 85 | -56 |
| 2021-2022 | 0 | 1 | -1 | 68 | 0 | 3 | 1 | 72 | 107 | -35 |
| 2022-2023 | 0 | 8 | -8 | 56 | 2 | 0 | 1 | 59 | 264 | -205 |
| Average | 0 | 3 | -3 | 59 | 2 | 2 | 2 | 66 | 152 | -86 |



Membership Composition June 2023 Cumulative



Gender Composition June 2023 Cumulative

